



Joint Innovation Strategy in the German Capital Region

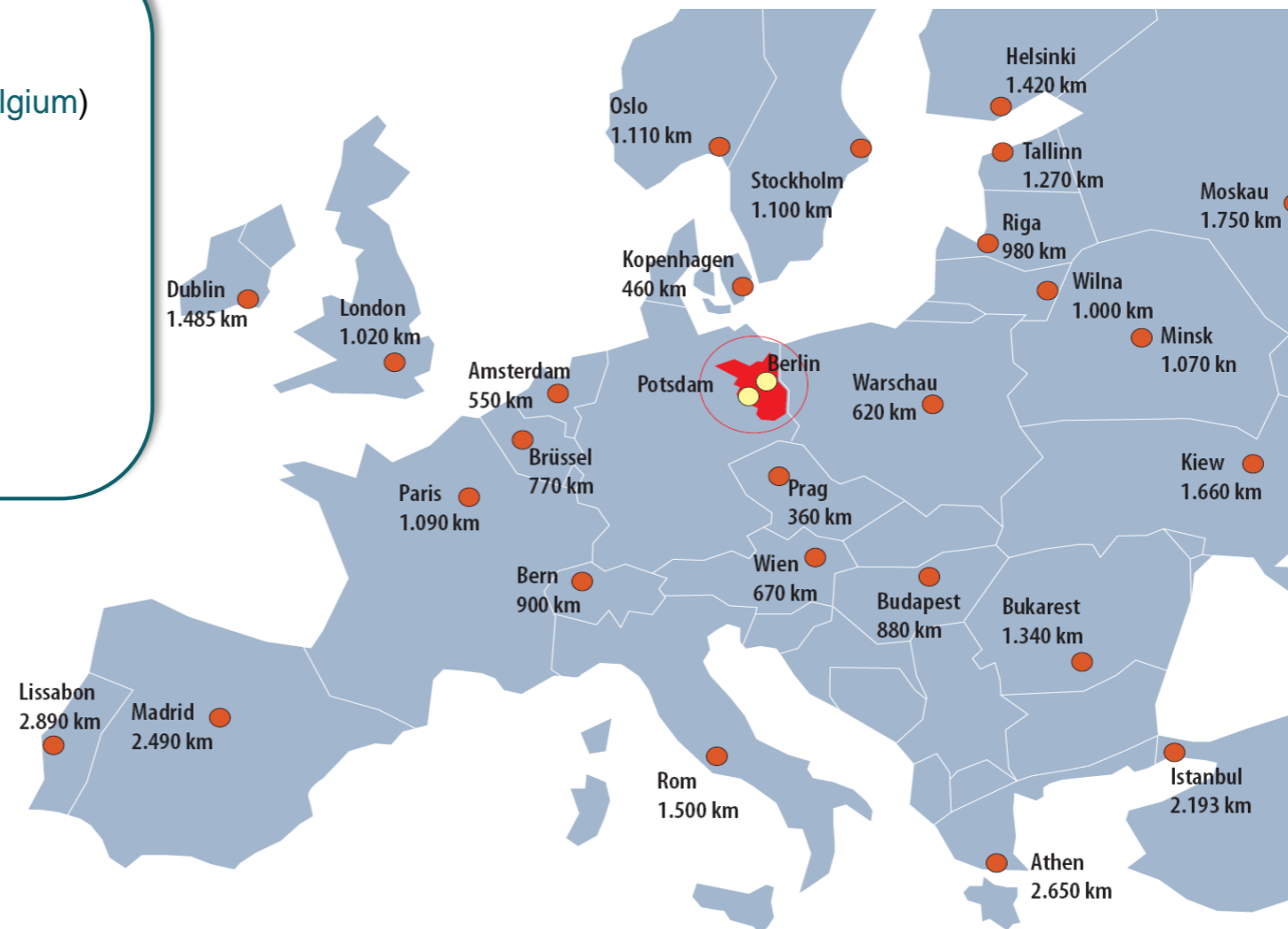
A roadmap for updating RIS3: key processes in Brandenburg region



Who we are

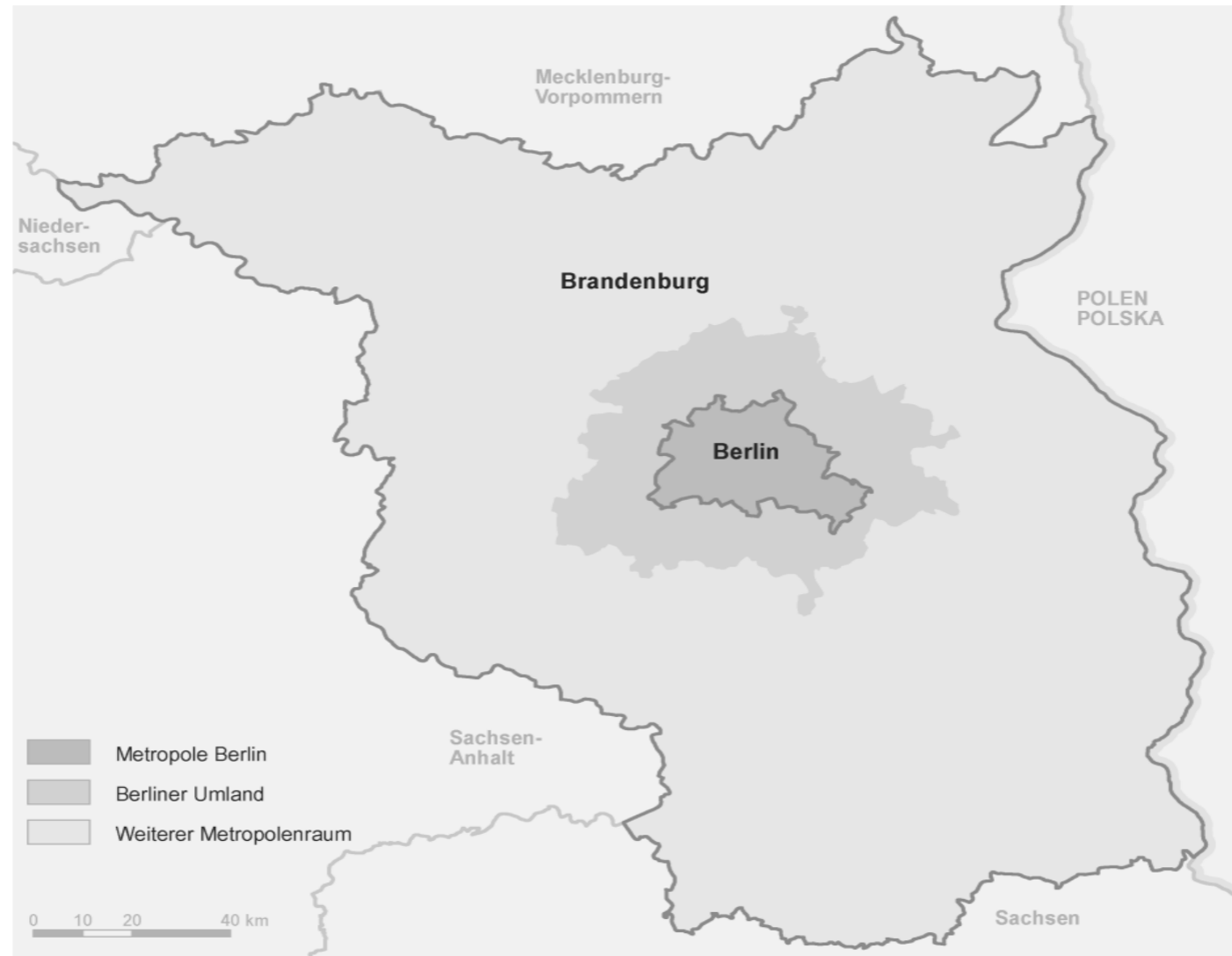
Data on the German Capital Region

- Population: ~ 6,1 million
- Area: ca. **30.545 km²** (~ Belgium)
- **3,07 m** working population
- **205,7 bn EUR** GDP (2017)
- GDP per capita (2016)
113 % of EU-28 average



Who we are

The German Capital Region at a glance



Top spot in the European research landscape, but...

- ✓ An excellent range of science and research facilities:
 - **9 universities**
 - **48 universities of applied sciences**
 - **over 100 research institutes**
 - **38 technology centres**

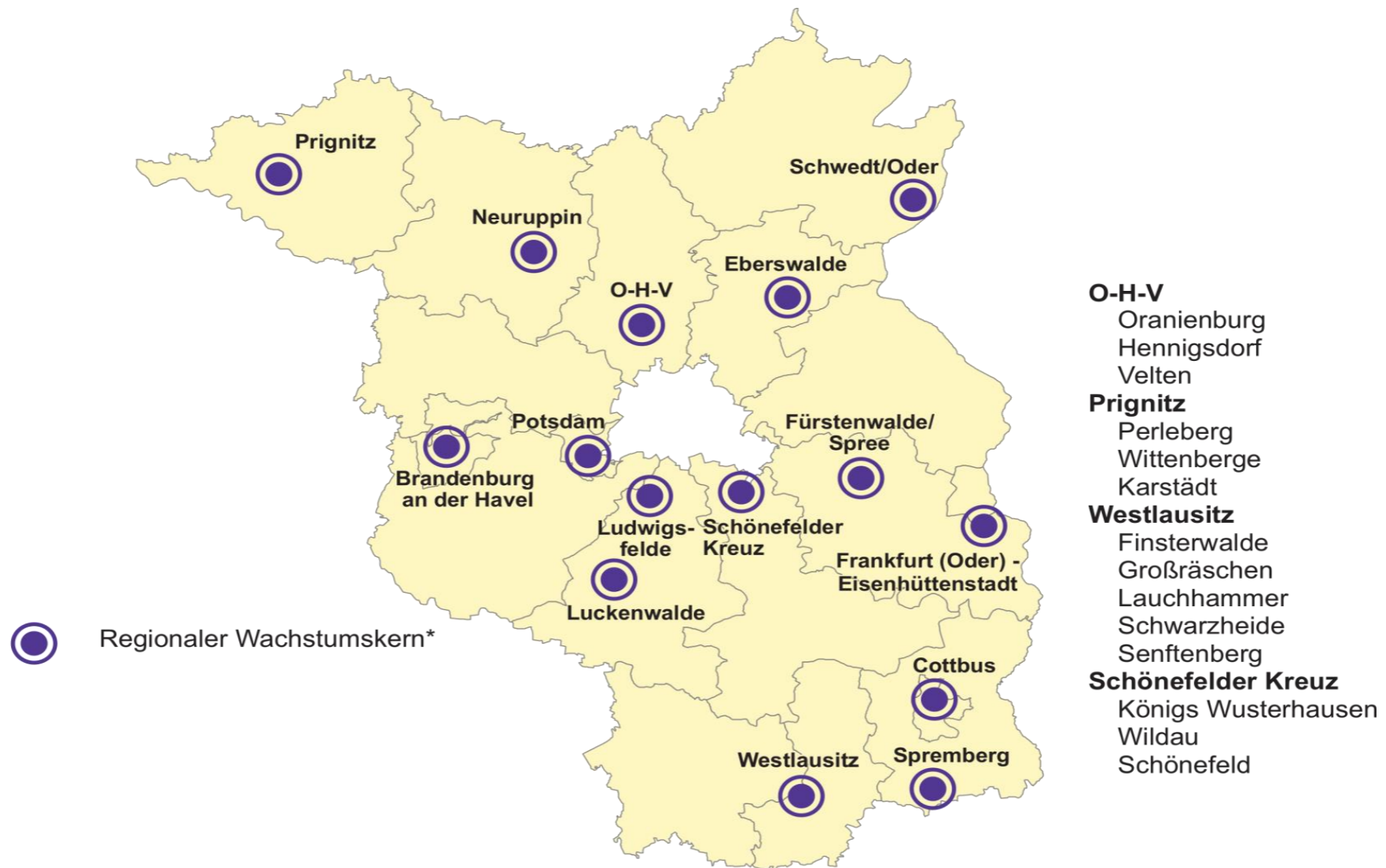
- ✓ Private investment in R&D
 - a broad range, but not enough
 - lack of resources (including capital)

- ✓ Knowledge + technology transfer
 - planned development and optimisation of structures



Who we are

Regional Growth Cores in Brandenburg



How it all started und where we are heading

Phase 0.

Starting to consider Berlin and Brandenburg as one innovation region (2007 to 2011)

Phase 1.

Strategies und structures in five joint Berlin-Brandenburg Clusters (2012 to 2014)

Phase 2.

Cooperation projects in our clusters (2015 to 2017)

Phase 3.

Cross-cluster innovations and sustainability (2018 to 2020)



Result of Strategic Process: innoBB

5 Joint Clusters Berlin - Brandenburg

HEALTHCARE INDUSTRIES



- Companies:
~ 21.418
- Employees:
~ 368.373

ENERGY TECHNOLOGY



- Companies:
~ 6.449
- Employees:
~ 57.868

PHOTONICS




- Companies:
~ 1.511
- Employees:
~ 17.688

TRANSPORT, MOBILITY AND LOGISTICS



- Companies:
~ 17.285
- Employees:
~ 206.234

ICT, MEDIA AND CREATIVE INDUSTRIES



- Companies:
~ 48.956
- Employees:
~ 261.071

Data for Cluster ; 27.07.2017; Fount: Employees 2016 Bundesagentur für Arbeit, Companies 2015 Amt für Statistik Berlin-Brandenburg

Result of Strategic Process: innoBB- plus

4 Brandenburg Clusters

PLASTICS AND CHEMISTRY



- Companies:
~ 571
- Employees:
~ 13.224

METAL INDUSTRY



- Companies:
~ 2.530
- Employees:
~ 37.656

FOOD INDUSTRY



- Companies:
~ 3.361
- Employees:
~ 57.333

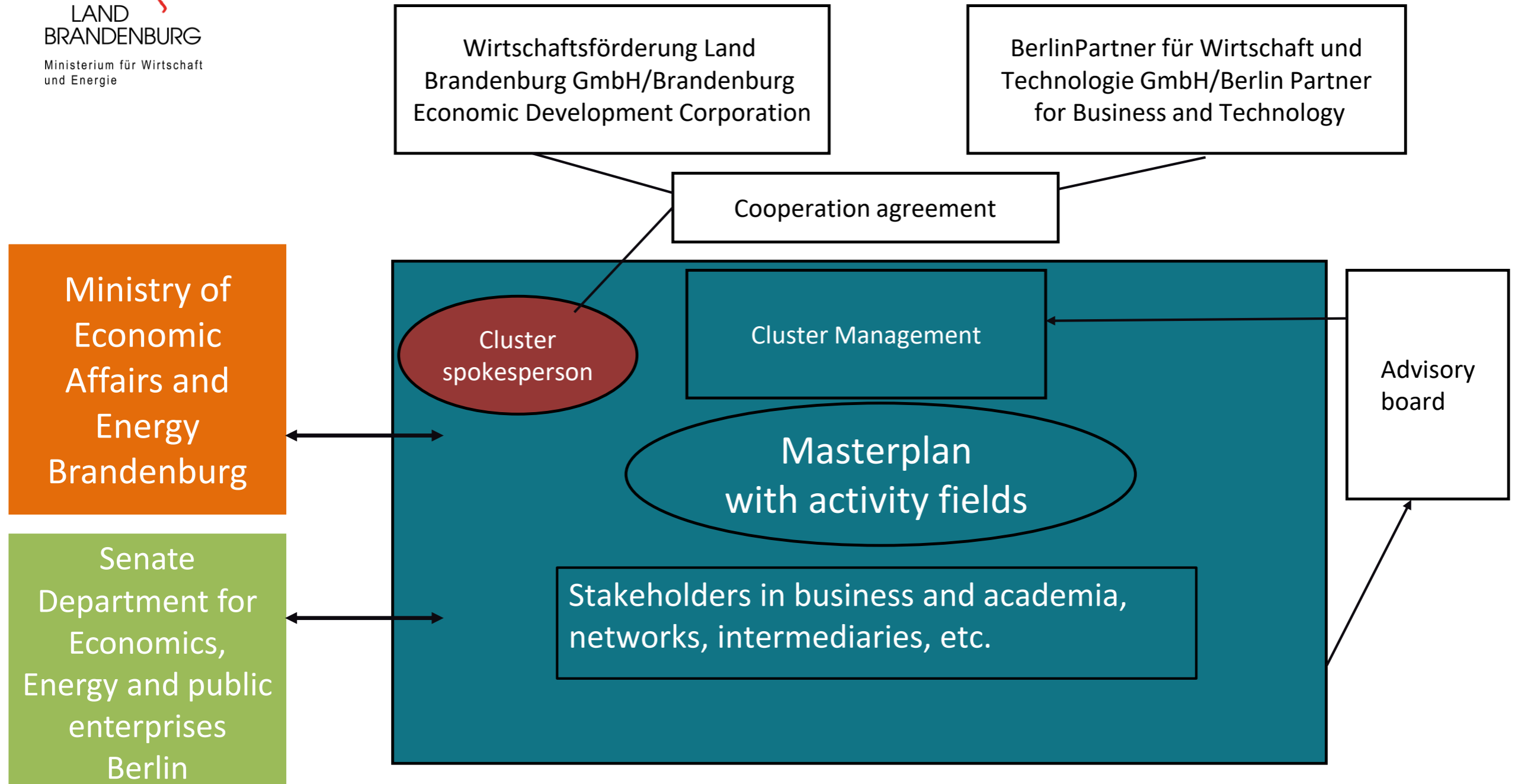
TOURISM



- Companies:
~ 9.650
- Employees:
~ 61.651

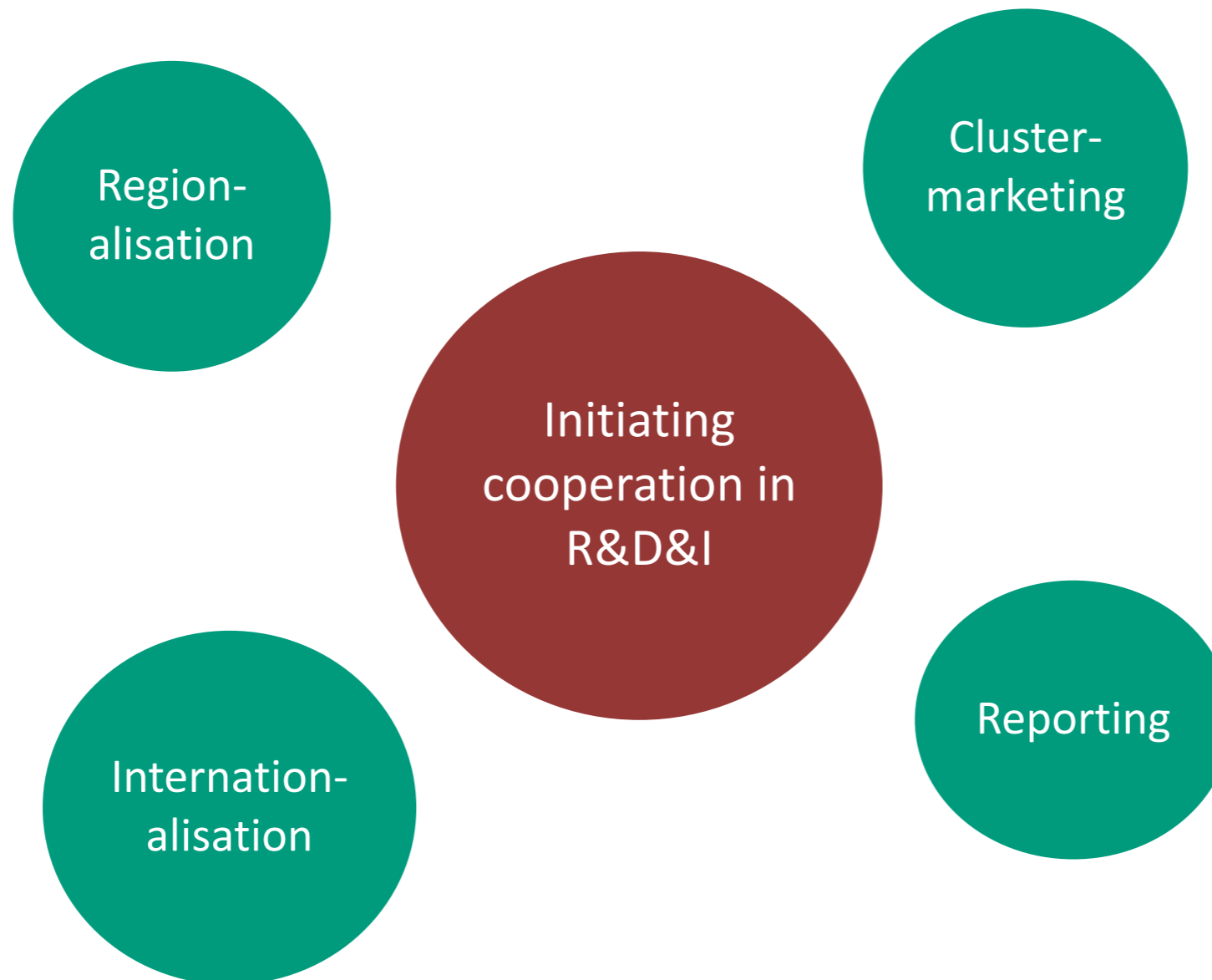
Data for Cluster ; 27.07.2017; Fount: Employees 2016 Bundesagentur für Arbeit, Companies 2015 Amt für Statistik Berlin-Brandenburg

Organizational structure of the clusters



Innovation projects

What we do to get there



Lessons learned

What is needed? What is expected?

Added
value

Willingness
to trust

Holistic
approach:
integration of
all relevant
stakeholder

Patience

Flexibility

Local und
regional
differences
are an asset



Thank you for your attention!

Kathrin Lehmann

Brandenburg Ministry of Economic Affairs and Energy

Unit Cluster and Innovation Promotion

Tel. +49.331.866.1774

